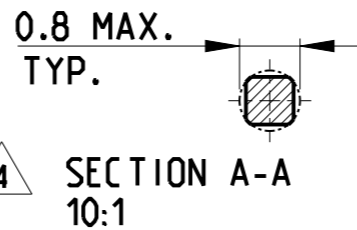


THIS DRAWING IS UNPUBLISHED
 RELEASED FOR PUBLICATION 2006
 (C) COPYRIGHT 2006 BY - ALL RIGHTS RESERVED.

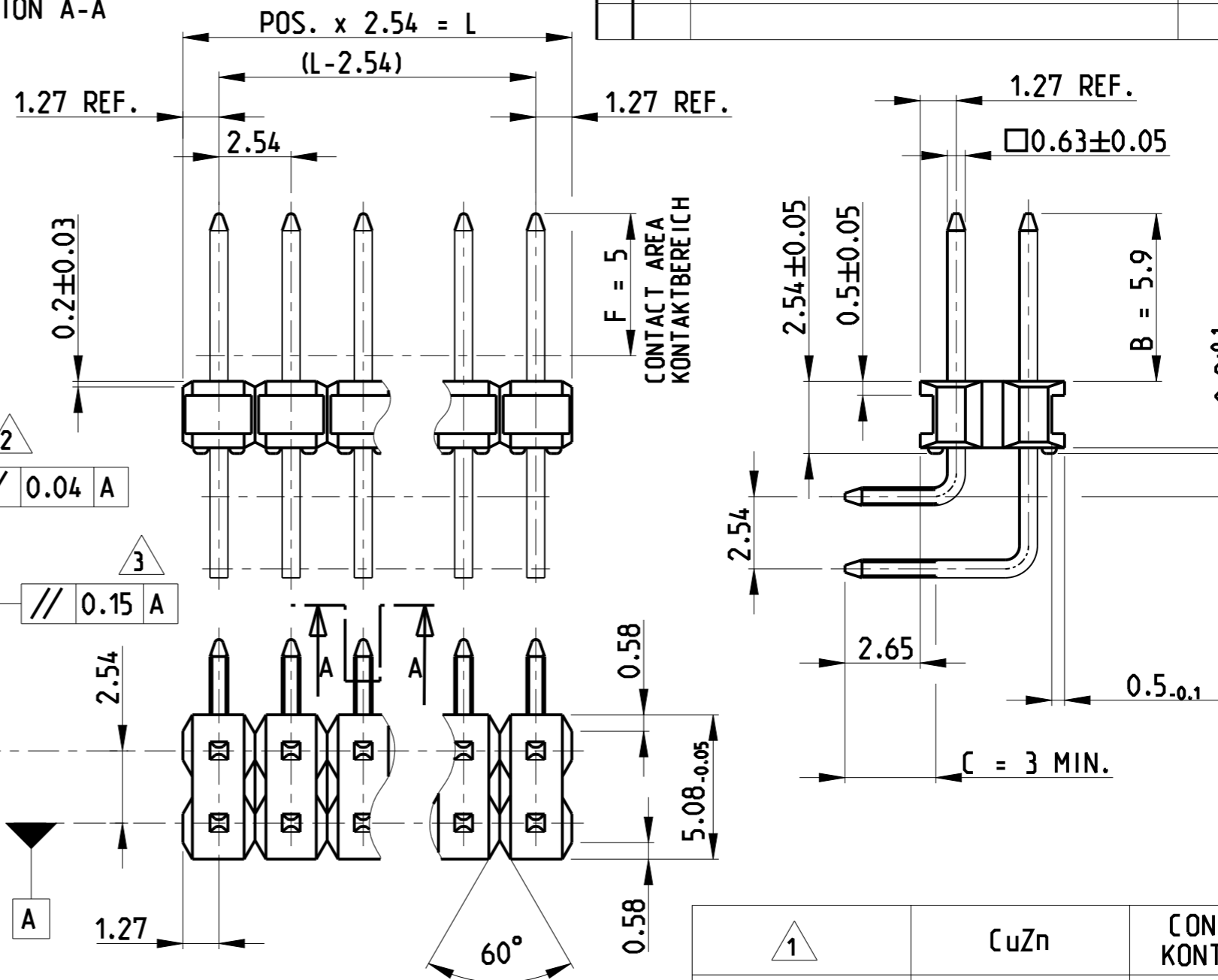
REVISIONS

P	LTR	DESCRIPTION	DATE	DWN	APVD
	C	CONTACT PIN MATERIAL AND PLATING CHANGE	07JUL2014	KJK	JK

POS. PER ROW	L +0.3 -0.6	PART - NO.	POS. PER ROW	L +0.3 -0.6	PART - NO.
-	-	-	26	66.04	2- 828 431-6
2	5.08	828 431-2/4	27	68.58	2- -7
3	7.62	-3	28	71.12	2- -8
4	10.16	-4	29	73.66	2- -9
5	12.70	-5	30	76.20	3- -0
6	15.24	-6/4	31	78.74	3- -1
7	17.78	-7/4	32	81.28	3- -2
8	20.32	-8	33	83.82	3- -3
9	22.86	-9/4	34	86.36	3- -4
10	25.40	1- -0/4	35	88.90	3- -5
11	27.94	1- -1	36	91.44	3- -6
12	30.48	1- -2/4	37	93.98	3- -7
13	33.02	1- -3/4	38	96.52	3- -8
14	35.56	1- -4/4	39	99.06	3- -9
15	38.10	1- -5	40	101.60	4- -0
16	40.64	1- -6	41	104.14	4- -1
17	43.18	1- -7/4	42	106.68	4- -2
18	45.72	1- -8	43	109.22	4- -3
19	48.26	1- -9	44	111.76	4- -4
20	50.80	2- -0/4	45	114.30	4- -5
21	53.34	2- -1	46	116.84	4- -6
22	55.88	2- -2	47	119.38	4- -7
23	58.42	2- -3	48	121.92	4- -8
24	60.96	2- -4/4	49	124.46	4- -9
25	63.50	2-828 431-5/4	50	127.00	5- 828 431-0



OBSOLETE

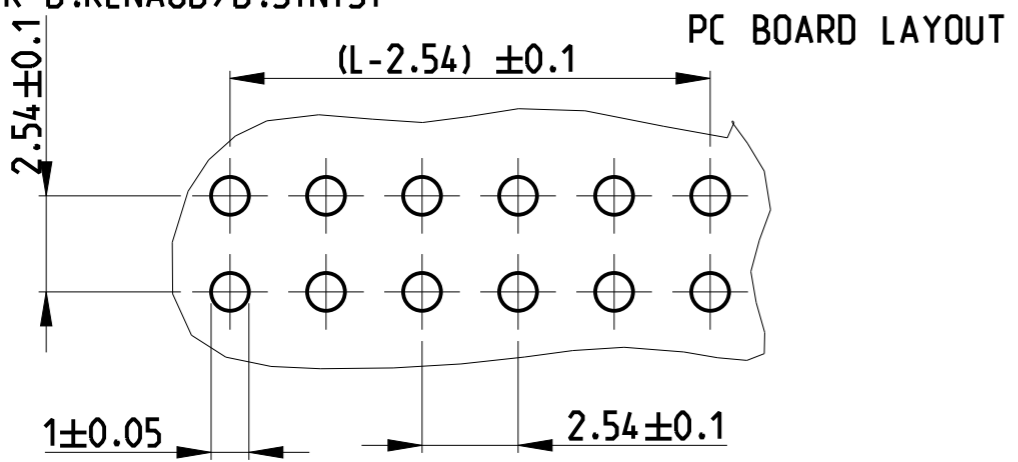


1 MIN. 0.7 µm PdNi + MIN. 0.1 µm GOLD FLASH AT AREA F OVER 1.27 µm NICKEL AT AREA B
 MIN. 3 µm TIN OVER 1.27 µm NICKEL AT AREA C

2 FROM -2 TILL 3- -6
 3 FROM 3- -7 TILL 5- -0

4 OBSOLETE PARTS: OBSOLETE CIS STREAMLINING PER D.RENAUD/D.SINISI

1	CuZn	CONTACT PIN KONTAKTSTIFT
COLOUR GREEN	PBT	PIN HOUSING STIFTGEHAEUSE
REMARK BEMERKUNG	MATERIAL	DESCRIPTION BEZEICHNUNG



THIS DRAWING IS A CONTROLLED DOCUMENT.

DWN G. ACKERMANN 05SEP2006
 CHK M. SCHAARSCHEIDT 06SEP2006
 APVD G. FELDMEIER
 PRODUCT SPEC 108-18012
 APPLICATION SPEC -
 WEIGHT -

STE TE Connectivity

NAME AMPMODU II PIN HEADER 90 DEGREE DUAL ROW

SIZE A3 CAGE CODE - DRAWING NO C-828431 RESTRICTED TO -

Customer Drawing SCALE 5:1 SHEET 1 OF 1 REV C