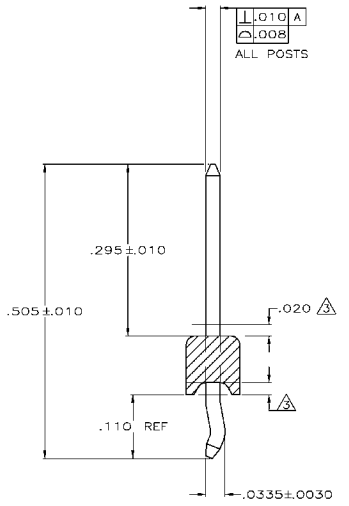
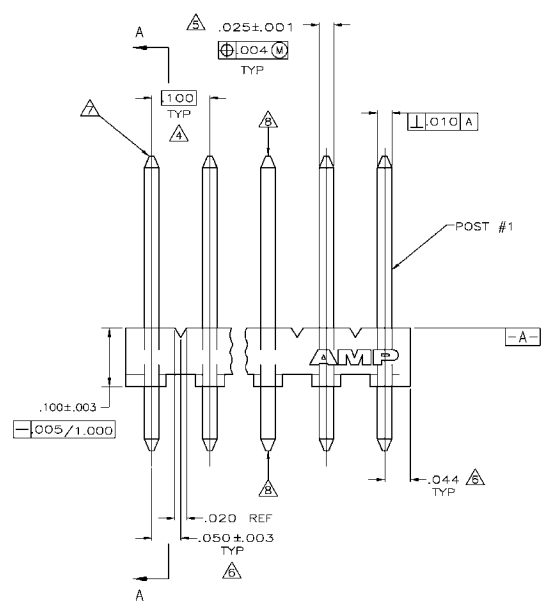
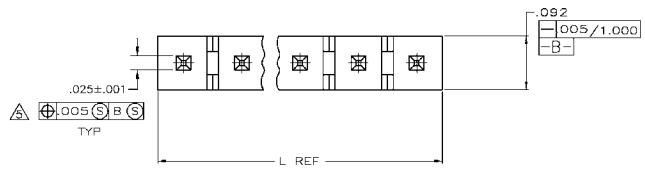
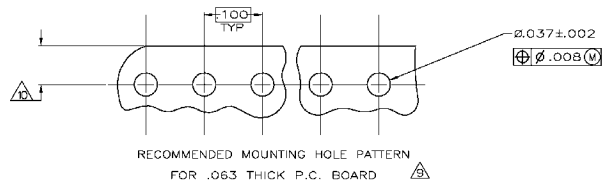


- △ MATERIAL:
 BASE: THERMOPLASTIC POLYESTER, UL 94V-0 (NATURAL).
 POST: COPPER ALLOY (TIN OR TIN-LEAD PLATED, .000150 MIN THK).
2. PARTS MUST COMPLY WITH AMP SOLDERABILITY SPEC 109-11-2.
- △ PLASTIC AROUND POST PERMISSIBLE IN THIS AREA ONLY.
- △ DIMENSION APPLIES WHEN HEADER IS HELD FLAT.
- △ MEASURED AT [-A-]
- △ COORDINATE DIMENSION APPLIES FROM CENTER OF ACTUAL FEATURE.
- △ RADIUS AT TIP PERMITTED, BOTH ENDS.
- △ POST MUST WITHSTAND 3.0 LB (13 NEWTONS) MIN AXIAL FORCE IN BOTH DIRECTIONS WITHOUT DISLODGING.
- △ TOLERANCES APPLY TO SOLDER SIDE OF BOARD.
- △ DIMENSION SHOULD BE .060 MIN WHEN MATING WITH A MTA-100 CONNECTOR ASSEMBLY OR A CST-100 CONNECTOR.
11. AMP LOGO MAY OR MAY NOT APPEAR ON MOLDING HOUSING.



SECTION A-A
 RETENTIVE FEATURE IS FOR POSTS DESIGNATED IN TABLE ONLY



NO.	IN	MM	NO. OF POSTS	NO. OF CIRCUITS	PART NUMBER
1,14,28	28	2.788	70.82	28	5-644695-8
1,14,27	27	2.688	68.28	27	5-644695-7
1,13,26	26	2.588	65.74	26	5-644695-6
1,13,25	25	2.488	63.20	25	5-644695-5
1,12,24	24	2.388	60.66	24	5-644695-4
1,12,23	23	2.288	58.12	23	5-644695-3
1,11,22	22	2.188	55.58	22	5-644695-2
1,11,21	21	2.088	53.04	21	5-644695-1
1,10,20	20	1.988	50.50	20	5-644695-0
1,10,19	19	1.888	47.96	19	4-644695-9
1,9,18	18	1.788	45.42	18	4-644695-8
1,9,17	17	1.688	42.88	17	4-644695-7
1,8,16	16	1.588	40.34	16	4-644695-6
1,8,15	15	1.488	37.80	15	4-644695-5
1,7,14	14	1.388	35.26	14	4-644695-4
1,7,13	13	1.288	32.72	13	4-644695-3
1,6,12	12	1.188	30.18	12	4-644695-2
1,6,11	11	1.088	27.64	11	4-644695-1
1,10	10	.988	25.10	10	4-644695-0
1,9	9	.888	22.56	9	3-644695-9
1,8	8	.788	20.02	8	3-644695-8
1,7	7	.688	17.48	7	3-644695-7
1,6	6	.588	14.94	6	3-644695-6
1,5	5	.488	12.40	5	3-644695-5
1,4	4	.388	9.86	4	3-644695-4
1,3	3	.288	7.32	3	3-644695-3
1,2	2	.188	4.78	2	3-644695-2

THIS DRAWING IS A CONTROLLED DOCUMENT.

DESIGNER: J. CARPENTER
 CHECKED: J. BOSSI
 DATE: 05/03/03

Yeco Electronics Corporation
 Harrisburg, PA 17106

PRODUCT SPEC: MTA-100 HEADER ASSEMBLY, NARROW .025 SQUARE STRAIGHT POST WITH RETENTIVE LEGS, TIN OR TIN-LEAD PLATED

APPROVAL: A1 00779 644695

CUSTOMER DRAWING: SERIAL 10:1

AMP 4050 REV 03/04/2000