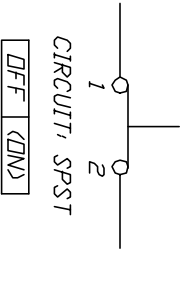
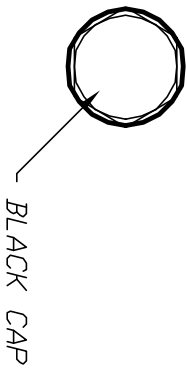
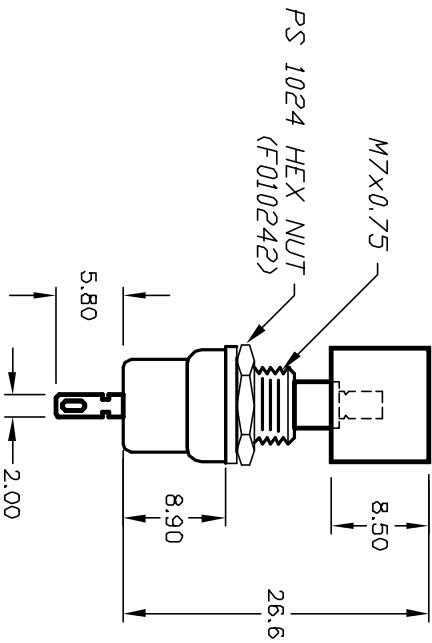
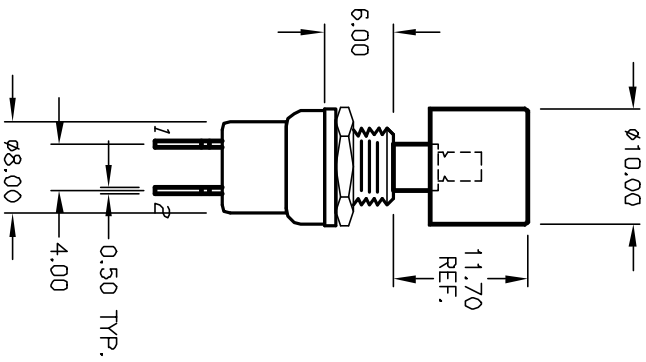


RECOMMENDED PANEL LAYOUT



NOTES:

1. ALL DIMENSIONS IN MM
2. GENERAL TOLERANCE: $X.X = \pm 0.4$
 $X.XX = \pm 0.25$
3. TERMINAL NO'S FOR REFERENCE ONLY
4. RATING: 3A @ 125VAC; 1.5A @ 250VAC
5. CONTACT RESISTANCE:
50mILLI-OHMS max.
6. INSULATION RESISTANCE:
500V 100Mega-OHMS min.
7. DIELECTRIC STRENGTH:
1000V 1minute
8. HARDWARE SUPPLIED:
HEX NUT (SHOWN), LOCK WASHER



C				
B	12574	REVISED AND REDRAWN	11/18/02	CJB
REV.	ECN No.	DESCRIPTION	DATE	CHKD

TITLE		SCALE	DATE	DR	DWG	REV
PS 1024AL (BLK CAP)		1.5:1	11/13/96	MM	F010300	B

E-SWITCH®

THE INFORMATION CONTAINED IN THIS DOCUMENT IS PROPRIETARY TO E-SWITCH AND IS NOT TO BE COPIED OR TRANSMITTED